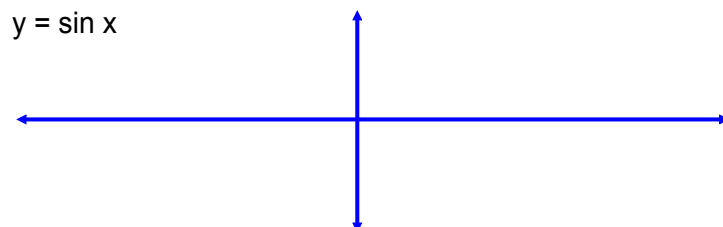
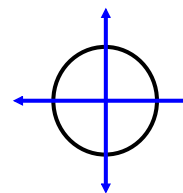
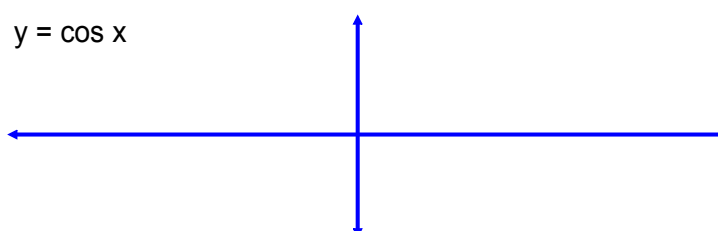


Pre-Calculus Fri. Feb. 17
4-4 (Day 1) Graphs of Sine and Cosine Functions

x									
sin x									
cos x									



Period: x-intercepts:
 Domain: y-intercept:
 Range: maximum value:
 Amplitude: minimum value:



Period: x-intercepts:
 Domain: y-intercept:
 Range: maximum value:
 Amplitude: minimum value:

Sketch graphs for :

